




## PROFILE CHASSIS PLOUGH

- Three positions Mechanically (Standard) or infinitely variable hydraulic working width adjustment from tractor seat (Optional).
- Box section top quality steel frame construction. 120x120 mm standard (PSP), 100x100mm light model (PSPH) and 140x140 mm heavy model (PSPA).
- Optional bolt safety system.
- Various accessories and body types for different needs.
- Flanged frame to add an extension, if required.




## OPTIONAL PARTS

- Trash boards
- Skimmer
- Wing Coulter
- Bar Point Body
- Shares with Reversible Points
- Deflector
- Shear Bolt Safety
- Metal Depth Wheel
- Mouldboard Extension
- Slatted Body
- Disc Coulters
- F, X and V Type Mouldboard



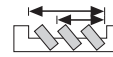





Hydraulic Controlled  
Transport Tyre (OPTIONAL)



Hydraulic working width adjustment

## TECHNICAL SPECIFICATIONS

MODEL														
	Clearance (CM)	Distance between beams (CM)	Working width (CM)	Working depth (CM)	Weighth (KG)					Power requirement (HP)				
					2	3	4	5	6	2	3	4	5	6
<b>PSP08</b>	70	75	18-20-22,5	20	339	452	626	750	875	40-45	45-50	60-70	70-80	80-90
<b>PSP09</b>	70	75	20-22,5-25	22	353	473	654	785	916	40-45	45-50	60-70	70-85	90-100
<b>PSP10</b>	70	75	22,5-25-27,5	24	359	482	666	800	935	45-50	50-55	70-75	80-90	100-110
<b>PSP12</b>	70	80	25-30-35	26	365	491	678	811	944	45-50	50-55	70-75	80-90	110-125
<b>PSP14</b>	70	80	30-35-40	28	371	500	690	826	962	50-55	50-55	75-80	90-100	125-135
<b>PSP16</b>	70	80	35-40-45	30	377	510	702	840	978	55-60	70-80	75-80	100-110	135-145
<b>PSP18</b>	70	80	40-45-50	32	383	520	714	855	996	60-70	75-85	80-90	110-120	145-160

**ALMEKS**

ALMEKS DIŐ TİCARET LTD. ŐTİ.

Kıbrıs Őehitleri Caddesi No: 98 Kat: 6 Daire: 11, 35220 Alsancak - İzmir / TÜRKİYE

+90(232) 463 7044

+90(232) 463 9433

almeks.com.tr

info@almeks.com.tr

/almeks

YouTube /almeks

Download on the  
App Store

GET IT ON  
Google play